


# ***Bock, Borelli, and Walters emerge as Youth Invitational champions***



**1**

**DONALD BOCK**




**2**

**JARRETT DeFALCO**



**3**

**SAMUEL ANDERSON**



**4**

**DANIEL EDWARDS**

## **A Division**




**5**

**ANTHONE SIMPSON**




**6**

**CONNER KOLESIDES**




**7**

**GENE BLAIR**




**8**

**DENARD BANKSTON II**




**1**

**MATTHEW BORELLI**




**2**

**DIAMANTE WINTERS**



**3**


**QUINCY JOHNSON**



**4**

**AVANTIS  
BONNER-BOWMAN**

## **B Division**




**5**

**QUINTON JOHNSON**




**6**

**NATHAN OAKLEY**




**7**

**TERRENCE BARTON JR.**



**8**

**MALIK MYERS**




1

KYREE WALTERS




2

RANDALL STEWART



3

AIDAN KAZ



4

JAYLA WEBSTER

## C Division




5

MAKAYLA JOYNES




6

KENETH CLARK II



7

LEONARD FARLOW JR.



8

ERIC WILLIAMS II

A DIVISION (185+ Average)		Scratch	W-L-T	Total	Average	Position-By-Round					Scholarship Funds
1.	Donald Bock, Jeffersonton, Va. ....	5,433	3-5-0	5,523	226.38	3	1	1	1	1	\$750
2.	Jarrett DeFalco, Leesburg, Va. ....	5,346	5-3-0	5,496	222.75	1	3	2	3	2	\$600
3.	Samuel Anderson, Woodbridge, Va. ....	5,250	4-3-1	5,385	218.75	11	16	6	4	3	\$450
4.	Daniel Edwards, Lorton, Va. ....	5,212	5-2-1	5,377	217.17	14	10	11	6	4	\$350
5.	Anthone Simpson, Dale City, Va. ....	5,122	5-3-0	5,272	213.42	26	18	15	8	5	\$275
6.	Conner Kolessides, Great Falls, Va. ...	5,210	1-7-0	5,240	217.08	5	7	3	2	6	\$250
7.	Gene Blair, Waldorf, Md. ....	5,024	5-3-0	5,174	209.33	4	12	4	5	7	\$225
8.	Denard Bankston II, Woodbridge, Va. ....	4,922	3-5-0	5,012	205.08	2	6	10	7	8	\$200
B DIVISION (165-184)		Scratch	W-L-T	Total	Average	Position-By-Round					Scholarship Funds
1.	Matthew Borelli, BAFB, D.C. ....	5,150	5-3-0	5,300	214.58	5	6	3	1	1	\$750
2.	Diamante Winters, Waldorf, Md. ....	5,034	5-3-0	5,184	209.75	12	5	5	4	2	\$600
3.	Quincy Johnson, Upper Marlboro, Md. .	5,045	4-4-0	5,165	210.21	1	1	1	2	3	\$450
4.	Avantis Bonner-Bowman, W Plains, Md. ....	4,944	6-2-0	5,124	206.00	3	3	7	6	4	\$350
5.	Quinton Johnson, Upper Marlboro, Md. ....	4,886	4-4-0	5,006	203.58	2	4	2	3	5	\$275
6.	Nathan Oakley, Purcellville, Va. ....	4,739	4-4-0	4,859	197.46	4	2	4	5	6	\$250
7.	Terrence Barton Jr., District Heights, Md. ....	4,606	3-5-0	4,696	191.92	19	9	9	7	7	\$225
8.	Malik Myers, Camp Springs, Md. ....	4,567	1-7-0	4,597	190.29	11	19	12	8	8	\$200
C DIVISION (150-164)		Scratch	W-L-T	Total	Average	Position-By-Round					Scholarship Funds
1.	KyRee Walters, Clinton, Md. ....	4,779	7-1-0	4,989	199.13	2	3	1	1	1	\$750
2.	Randall Stewart, Temple Hills, Md. .	4,547	3-5-0	4,637	189.46	6	11	4	2	2	\$600
3.	Aidan Kaz, Great Falls, Va. ....	4,465	5-3-0	4,615	186.04	32	9	3	5	3	\$450
4.	Jayla Webster, Woodbridge, Va. ....	4,409	6-2-0	4,589	183.71	5	4	8	6	4	\$350
5.	Makayla Joynes, District Heights, Md. ....	4,463	3-5-0	4,553	185.96	11	1	7	3	5	\$275
6.	Keneth Clark II, Temple Hills, Md. ...	4,338	2-6-0	4,398	180.75	10	6	6	4	6	\$250
7.	Leonard Farlow Jr., Columbia, Md. ...	4,245	4-4-0	4,365	176.88	9	2	2	7	7	\$225
8.	Eric Williams II, Waldorf, Md. ....	4,107	2-6-0	4,167	171.13	3	7	10	8	8	\$200

All scholarship funds will be administered through SMART, the Scholarship Management and Accounting Reports for Tenpins program. Visit [ncausbca.org/tournament/tourn\\_history.htm](http://ncausbca.org/tournament/tourn_history.htm) to view additional photos and information on each of the finalists, round-by-round results, and recent tournament history.